

ACTIVITY - BUILDING EXPERIENCE: RESTRICTED LICENCE RESOURCES

Why: When you are on your learners, you really can't get enough experience before sitting your restricted practical test. The purpose of these resources are to show that there are multiple solutions to help build a young drivers experience and knowledge when it comes to driving, and practicing for your restricted.

To solve this we have decided to create a collection of resources to help SADD students educate their peers, that can be easily shared in a variety of ways to help make sure young people get the experience they need to be safe drivers.

SOME IDEAS FOR USING THESE RESOURCES:

- Print them off and hand them out during form time or an assembly, you could do a kahoot quiz alongside that, focussed on getting your Restricted Licence
- Create a video with students giving their tips for getting your restricted and then hand out the resources after showing it.
- Get a guest speaker (Driving instructor, Police, Road Safety Coordinator) into assembly to speak about Driver Licencing, and then hand out the resources.
- Have them printed out and put in places around the school that students could take them as they need e.g. common room, careers room, main office, a SADD notice board
- Use them alongside other activities in SADD's Driver Education Package
- Organise all the resources to be sent out to students/families in your school newsletter, or have the resource able to be downloaded on your school website.

DRIVING ROSTER -

This roster is designed to help ensure that young drivers are getting their recommended 4 hours average of driving practise a week. Booking times in advance helps to make sure it is prioritised and scheduled in, for all those involved. This roster can help parents/caregivers get in contact with their own friends and other family when they aren't able to get their teenager out practicing on the road.

WHO CAN TEACH YOU -

This flow-chart is designed to help those that may be struggling with finding supervisors to teach them how to drive.

WHEN SHOULD YOU GET MORE LESSONS -

This flow-chart is designed to help those wondering if they need more lessons, and whether professional lessons could benefit them.


RESTRICTED CHECK LIST -


A check-list with some of the key tasks you need to be able to do to complete your restricted licence, as well as space to add the things you are working on.

Driving Roster

This roster is designed to help ensure that young drivers are getting their recommended 4 hours of driving practise a week. Booking times in advance helps to make sure it is prioritised and scheduled in, for all those involved.

Date:	Time:	Who is taking me?	Signed:





Restricted Licence Checklist

Some key things to feel confident doing before you sit your restricted licence. This is not a complete list, for more information check out the links at the below.

- Reverse parallel parking
- Changing lanes safely (high speeds and low speeds)
- Merging lanes and checking blind spots
- Hillstarts
- Driving in traffic without stalling (if you are driving a manual)
- Safely sticking to the speed limits
- Indicating for at least 3 seconds
- Coming to a complete stop at a stop sign
- Checking for trains before crossing railway crossings
- Checking all mirrors frequently

<https://www.nzta.govt.nz/roadcode/general-road-code/appendices/restricted-licence-test-guide/>

<https://drive.govt.nz/get-your-restricted/>

Things I am working on:


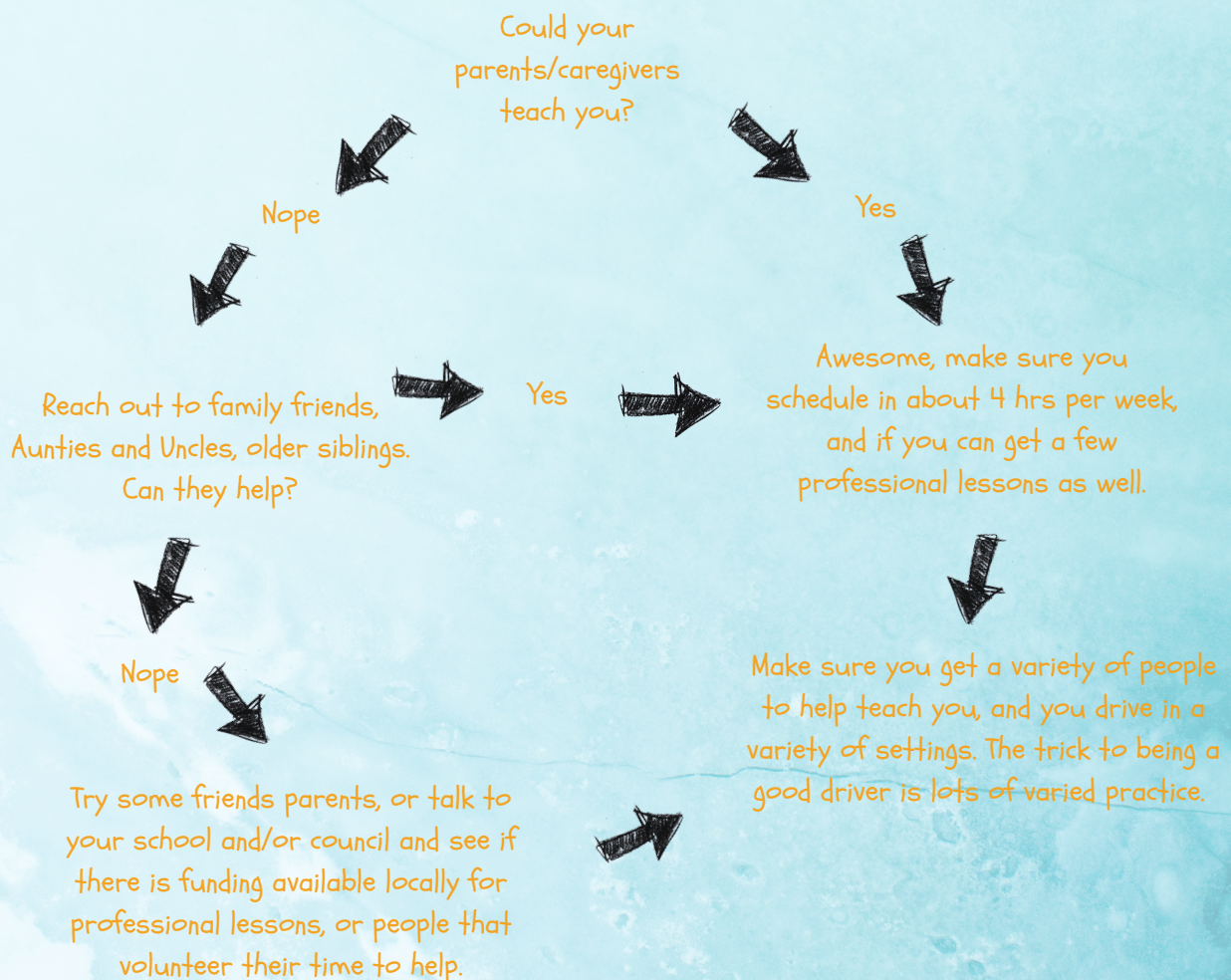
-
-
-
-
-

Who can teach you to drive?

For some young people finding supervisors for driving lessons is a struggle, perhaps they stay in hostels, their families don't have cars, or have very busy grown ups at home. There can be lots of reasons.

This makes it hard for young people to get those crucial regular practice hours in, which can lead to inexperienced drivers. Getting professional driving lessons is also a really good idea, however some people cannot afford to do all their lessons professionally.

To help solve this problem and make our roads safer, some SADD students in 2021 created this flowchart to help make sure young people can get the practice they need.



When you should get more lessons?

To be ready for your restricted licence it is recommend that you should practice an average of 4 hours a week. It is really important to build up experience and develop skills and healthy habits. Regular practice is best done with one or more family members or other adults who you can rely on.

It is important to try and combine this with professional providers like the AA who can help to give you the professional teaching, and ensure you pass your exam with flying colours. These lessons can be expensive, but are very helpful. There is sometimes funding for lessons through schools, community organisations or local councils, it is worth looking into this in your area.

A balance between professional, regular and diverse lessons is the key to success during your driving journey.

